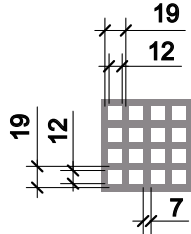


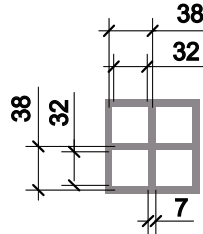
VOIDSAFE™ Protection System



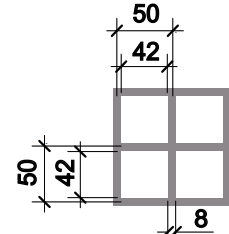
VSX™



VS19™



VS38™



VS50™

Description

Our VoidSafe™ Protection System can significantly improve site logistics and safe access throughout the floor area. We're dedicated to minimising risk on construction sites, and this non-slip, void covering solution can be installed along with the decking to eliminate the need for additional trades as well as reducing programme times.

Benefits

- Non-slip surface
- Installation as part of the deck operations
- Reduces interface between trades on site
- Services easily incorporated*


* Additional support may be required when forming holes in VoidSafe™ panels

Depth

- 38mm
- 50mm

Specification

- 1220mm x 3660/4000mm sheet size (or cut to size)



Material

- Polyester
- Isophthalic
- Phenolic

Finishes

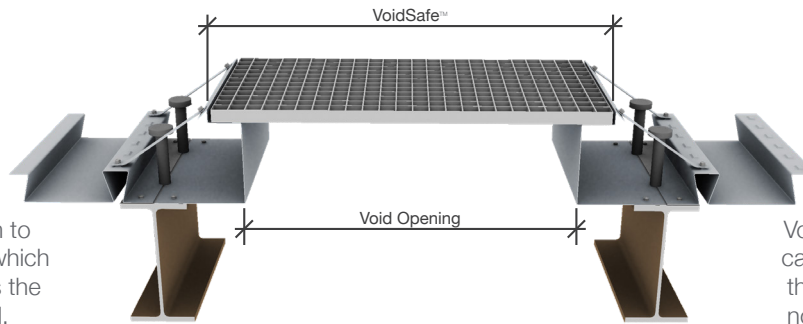
- Gritted non-slip Surface

Product Properties

Product	Grid Centres (mm)	Grid Hole (mm)	Depth (mm)	Colour Options				Panel Weight (kg/m²)
				Green	Yellow	Red	Grey	
VSX	38**	No Holes	38	✓	✓	✓	✓	-
VS19	19/38***	12	38	✓	✓	✓	✓	23.5
VS38	38	32	38	✓	✓	✓	✓	19.5
VS50	50	42	50	✓	✓	✓	✓	23.7

** VSX is manufactured on a 38mm mesh grid panel with a solid top surface. *** VS19 is manufactured on a 38mm mesh grid panel with a 19mm grid top surface.

Void Section



Bespoke edge trim to form the slab edge which in addition supports the VoidSafe™ panel.

Void trimming steels must cater for the positioning of the edge trim and should not clash with shear stud locations.

Load Tables

Span (m) Results are deflection in mm

Product	Load Type	Load (kg)	0.2	0.4	0.6	0.8	1.0	1.2	1.4	1.6	1.7
VSX	Point Load	-	-	-	-	-	-	-	-	-	-
		-	-	-	-	-	-	-	-	-	-
		-	-	-	-	AVAILABLE ON REQUEST		-	-	-	-
		-	-	-	-	Contact SMD Sales Team		-	-	-	-
	UDL	-	-	-	-	-	-	-	-	-	-
		-	-	-	-	-	-	-	-	-	-
VS19	Point Load	100	0.02	0.17	0.58	1.37	2.68	4.64	7.36	10.99	13.18
		200	0.04	0.34	1.16	2.75	5.37	9.27	14.73	21.98	26.37
		400	0.09	0.69	2.32	5.50	10.73	18.55	29.45	43.96	52.73
		600	0.13	1.03	3.48	8.24	16.10	27.82	44.18	65.95	79.10
	UDL	200	0.005	0.09	0.43	1.37	3.35	6.96	12.89	21.98	28.01
		400	0.01	0.17	0.87	2.75	6.71	13.91	25.77	43.96	56.03
		600	0.02	0.26	1.30	4.12	10.06	20.87	38.66	65.95	84.04
		800	0.03	0.39	1.95	5.79	14.27	27.74	50.15	84.04	106.07
VS38	Point Load	100	0.02	0.20	0.66	1.57	3.07	5.30	8.42	12.57	15.08
		200	0.05	0.39	1.33	3.14	6.14	10.60	16.84	25.14	30.15
		400	0.10	0.79	2.65	6.28	12.27	21.21	33.68	50.28	60.30
		600	0.15	1.18	3.98	9.43	18.41	31.81	50.52	75.41	90.46
	UDL	200	0.006	0.10	0.50	1.57	3.84	7.95	14.74	25.14	32.04
		400	0.01	0.20	0.99	3.14	7.67	15.91	29.47	50.28	64.07
		600	0.02	0.29	1.49	4.71	11.51	23.86	44.21	75.41	96.11
		800	0.03	0.39	2.33	6.28	14.27	27.74	50.15	84.04	106.07
VS50	Point Load	100	0.02	0.13	0.44	1.05	2.06	3.55	5.64	8.42	10.11
		200	0.03	0.26	0.89	2.11	4.11	7.11	11.29	16.85	20.21
		400	0.07	0.53	1.78	4.21	8.23	14.22	22.58	33.70	40.42
		600	0.10	0.79	2.67	6.32	12.34	21.33	33.86	50.55	60.63
	UDL	800	0.13	1.05	3.55	8.42	16.46	28.43	45.15	67.40	80.84
		200	0.004	0.07	0.33	1.05	2.57	5.33	9.88	16.85	21.47
		400	0.01	0.13	0.67	2.11	5.14	10.66	19.75	33.70	42.95
		600	0.01	0.20	1.00	3.16	7.71	15.99	29.63	50.55	64.42
800	0.02	0.26	1.33	4.21	10.28	21.33	39.51	67.40	85.90		